



**SUSTAINABLE MACHINES,
DELICIOUS OUTCOMES**

USER MANUAL

SWEET FUNNEL MAKING MACHINE

JALEBI MAKING MACHINE
BASE MODEL - JM 1

www.medatechindustries.com

MADE IN PAKISTAN

TABLE OF CONTENTS

CONTENT	Page Number
<i>WHAT IS SWEET FUNNEL?</i>	3
1.0. GENERAL INFORMATION	4
2.0 PRODUCT CATALOG	5
3.0 PRODUCT DETAILS	6
4.0 FEATURES AND FUNCTIONS	7
4.1 Depositing Sweet Funnel Mixture	7
4.2 Economical	7
4.3 Food Grade Stainless Steel	7
4.2 Compact Design	7
4.3 Speed Controlling	7
5.0 SPECIFICATIONS	8
6.0 INSTALLATION GUIDE	9
6.1 Installation of Hand Unit	9
6.2 Installation of Hand Unit Attachments	9
6.3 Cleaning of Machine After Use	9
7.0 OPERATION MANUAL	10
7.1 Speed Control 1	10
7.2 Speed Control 2	10
8.0 SAFETY GUIDELINE AND PRECAUTIONS	11
9.0 TROUBLESHOOTING SECTION	12
 ABOUT US	 13
CONTACT US	13

WHAT IS JALEBI / SWEET FUNNEL?

Sweet Funnel aka Jalebi is a popular sweet dish in South Asian and Middle Eastern cuisine. It is made by deep-frying a wheat flour batter into a pretzel or circular shape and then soaking it in sugar syrup. The result is a sweet and syrupy dessert known for its bright orange or yellow colour and its unique coiled or pretzel-like shape.

The preparation of jalebi involves fermenting a mixture of all-purpose flour or wheat flour, yogurt, and water overnight. The fermented batter is then poured into a squeeze bottle or a cloth bag with a small hole to create the distinctive spiral shapes during frying. The fried Sweet Funnels (Jalebi) are then soaked in sugar syrup, which gives them their sweet taste.

Sweet Funnel Making Machine is a Solution to making these coiled or pretzel-like shape. All you have to do is put the mixer in the hopper and it deposited coiled or pretzel-like shapes from its depositor unit, which you can fry in your kitchen.



1.0 GENERAL INFORMATION

JALEBI MAKING MACHINE

SWEET FUNNEL MAKING MACHINE

Model: Base Model - JM 1

DESCRIPTION: A fully Automatic single-phase stainless-steel machine. The main function of this machine is to help make jalebi.

Sweet Funnel aka Jalebi is a popular sweet in South Asian and Middle Eastern cuisine. It is made by deep-frying wheat flour batter into a pretzel or circular shape and then soaking it in sugar syrup. The result is a sweet and syrupy dessert that is often enjoyed during festivals and special occasions.


Motors included in this machine are of high quality and are durable as well as reliable with long life. This machine is shipped worldwide. The main objective of this machine is to help making Sweet Funnel (Jalebi) without the use of hand. You just put the mixture into the hopper and the machine takes care of the rest.



JM 1 - Jalebi Making Machine - Base Model

2.0 PRODUCT CATALOG

Following is the product catalog labelled for clarification;



3.0 PRODUCT DETAILS

Model: JM 1

Motors: AC & DC Motors

Power Input: 220 Volts

A: 10 inches

B: 40 inches

C: 36 inches

D: 16 inches

E: 20 inches

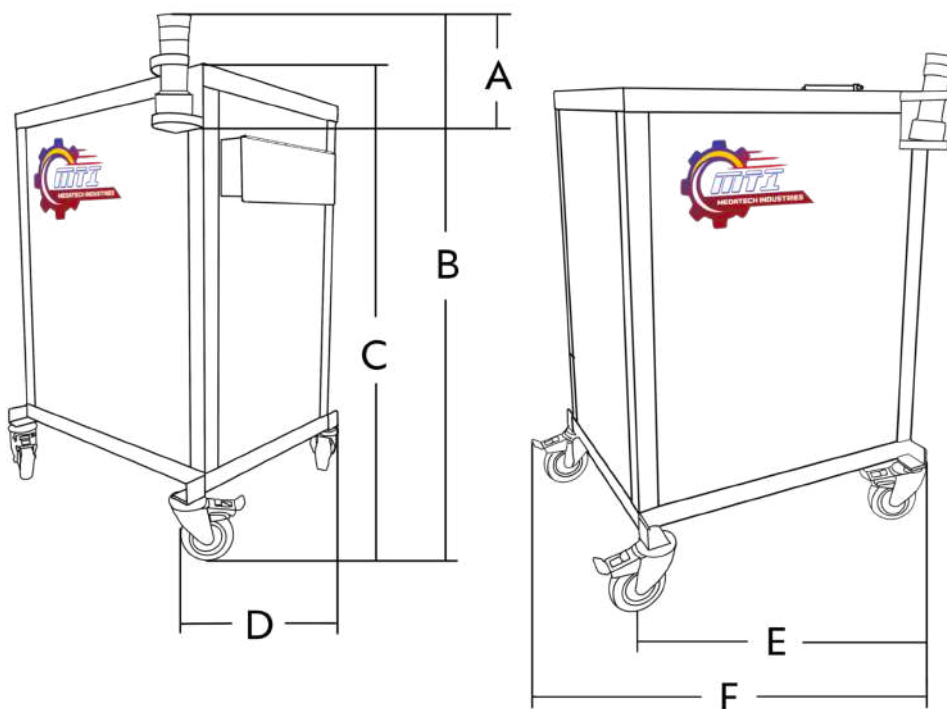
F: 16 inches

Net Weight: 80 kg

Packing For Shipping: 24 x 20 x 42 inches , 20 kg

Gross Weight: 100 kg

HS- Code: 8438.2000



4.0 FEATURES AND FUNCTIONS

2.1 DEPOSITING SWEET FUNNEL MIXTURE

This machine deposits Sweet Funnel (Jalebi) Mixer very fast through a pump that is specially designed to work with thick Jalebi Mixture and deposit it in the oil in such a way that the jalebi mixture remains intact and in a homogeneous flow so that the mixture stream does not break so when it goes in oil the jalebi looks uniform.

2.2 ECONOMICAL:

This machine is a highly economical machine, meaning that it requires very less amount of electricity to run on compared to other machinery in your food factory.

2.3 FOOD GRADE STAINLESS:

It is made with a one hundred percent 304 FOOD GRADE Stainless Steel body and fittings for it to be reliable and durable. This makes the machine full stainless thoroughly and throughout its lifetime it does not stain or rusts and remains durable and reliable.

2.4 COMPACT DESIGN:

This model is made with a design that is highly compact and smart so it can fit easily in your food factory and this design is user friendly and easy to carry around in case the machine needs to be moved with the help of tires that are provided in the bottom.

2.5 SPEED CONTROLLING:

It is controlled by the help two speed control dimmers. This feature gives all the controls of the machine in the hand of the user. With the help of this feature, you can control how much jalebi mixture you require and set the mixture's flow speed to your requirement. Moreover, the second speed control gives you the option to variate the speed at which the hand unit rotates to give the jalebi the design that you require. All of these are in your control through the speed control option.

2.5 DEPOSITOR UNIT NUTS:

The Depositor Unit Nuts have bore in them and they can be changed so you can put in the nut of your required size bore of the jalebi. Machine comes with a wide range of nuts with the smallest size of of nut with 3mm bore and it ranges up to 8mm bore so you can variate the size of the jalebi stream as to your personal requirement.



5.0 SPECIFICATIONS

- ❖ High Tech Machine designed for making Jalebi automatically
- ❖ Extraordinary design reduces the footprint of the machine and improves comfort
- ❖ Large capacity hopper for containing bulk material all at once for processing
- ❖ Easy access to hopper for cleaning.
- ❖ Extremely easy to clean thanks to the perfect flatness of the support product pan made on AISI 304 stainless steel 2 mm thick
- ❖ Variable thickness of depositor unit nozzle for making all sizes of jalebi
- ❖ Variable number of depositor unit nozzle for variable design choices of jalebi
- ❖ Practical and intuitive control panel for speed controlling all the functionalities of the machine including the speed of the machine
- ❖ Adjustable speed of rotating of nozzles on depositor
- ❖ Adjustable speed of pump for variable design of jalebi
- ❖ Dedicated programme for rounding of sweet balls precisely
- ❖ Fuse and emergency switch given for safety
- ❖ 1-year warranty of all components

6.0 INSTALLATION GUIDE

3.1 INSTALLATION OF HAND UNIT

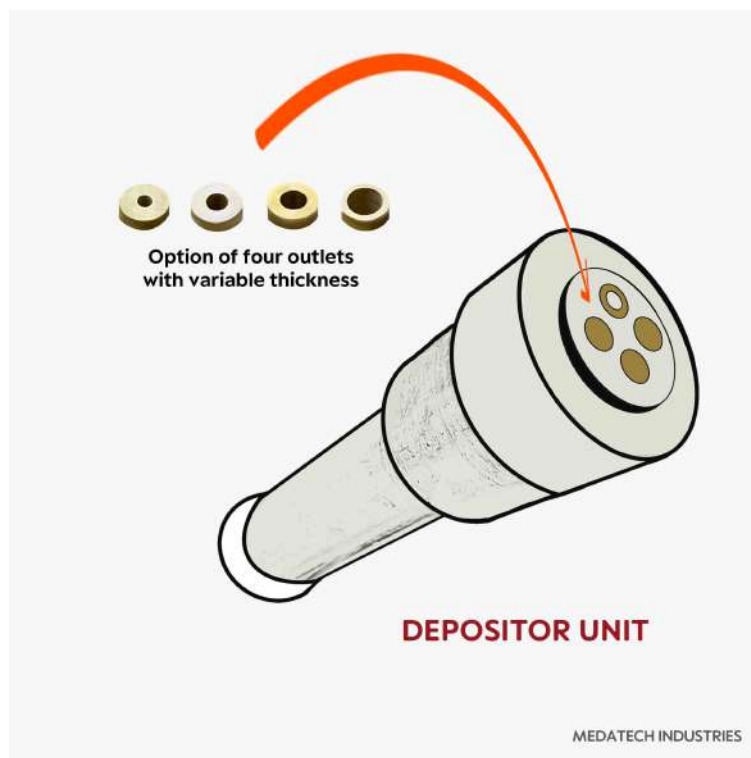
Attach the hand unit's pipe on the rear of the machine and screw it tightly so it won't budge when it is in pressure.

3.2 INSTALLATION OF HAND UNIT ATTACHMENTS

Equipped with an innovative hand unit, our machine offers unparalleled versatility and precision in operation. The hand unit seamlessly integrates with four distinct attachments, each available in four different sizes, culminating in a comprehensive set of 16 attachments. This diverse array empowers users with the flexibility to tailor their machine's capabilities to specific tasks, ensuring optimal performance across a spectrum of applications. With this multifaceted system, users can confidently achieve exceptional results with ease and efficiency, making it an indispensable asset in any professional setting.

3.3 CLEANING OF THE MACHINE AFTER IT IS USED

You can unscrew the bush that is at the bottom of the hand unit with your hand and when it is opened you can clean the hand unit easily from inside. After that put some water in the machine's hopper and run it for some time until the water is all ejected and the machine is clean and the hopper is empty



DEPOSITOR UNIT ATTACHMENTS WITH VARIABLE BORE (HOLE)


7.0 OPERATION MANUAL

4.1 Speed Control 1: (PUMP)

This Speed Control is responsible for the regulation of the speed of the pump. This Speed Control should be set to your requirement of the jalebi mixture. After putting the jalebi mixture in the machine you have to set this Speed Control to the your personal requirement of the flow of the mixture that you want. This dimmer controls the speed of the pump and the pump controls the amount of the Jalebi Mixer coming out of the hand unit.

4.2 Speed Control 2: (Rotation of the Depositor Unit Disk)

This Speed Control is responsible for the regulation of the speed of the rotation of the Depositor unit disk. This Depositor unit disk rotates to the Jalebi Mixture machine the rotation it requires to give the jalebi its pretzel or circular shape, so, This Speed Control is set according to your Jalebi's Design. By increasing its speed, the rotation of the hand unit disk also increases and vice versa.



CONTROL PANEL

8.0 SAFETY GUIDELINES AND PRECAUTIONS

Guidelines and precautions for running this machine safely are mentioned below, following them would be necessary if you want a to work safely and effectively with this machine:

- Do not change the hand unit disk's nut if the machine is running.
- Do not detach the hand unit from the machine if the machine is running.
- For Extra safety, the machine has a built-in fuse that goes off in the case of emergency.
- The machine has an emergency switch that can be used in the case of hazard.
- Do not unscrew the hand unit disk's bush if the machine is running.
- Make sure to check if the machine is plugged out before cleaning the machine so you are safe from any kind of electrical damage.
- Do not put your hand in the Hopper if the machine is running.
- You should only touch the speed controls that are present at the side of the machine to control the machine and nothing else when the machine is in running state.

9.0 TROUBLESHOOTING SECTION/TECHNICAL INSTRUCTIONS

Instructions about troubleshooting and technical instructions about this machine are given below:

- In case of power overload or power failure from backend, the machine may stop working, that is because of the safety code of the machine to prevent any kind of electrical hazard. To fix this, please change the fuse that is located on the back of the Control panel, on the rear end of the machine.
- If the machine isn't depositing mixture properly, make sure that the hopper has enough mixture in it to run properly. The required amount is at least 10 percent of the hopper should be filled.

ABOUT US

Our Company

We are based in Faisalabad which is one of biggest industrial cities in Pakistan. Our focus is particularly on the advancement of food machinery related to sweets and bakery department. Our company is responsible for major advancements in the industry of sweets here in Pakistan and internationally. Our products are delivered nationwide in Pakistan and shipped internationally to United Kingdom, Saudi Arabia and many more countries.

Here at Medatech Industries, we work hard to provide you the best quality machines and equipment at a reasonable and affordable price. The designs we use in our machines are unique and compact to keep our machines portable and handy. The appliances used in the production are globally sourced from Japan and USA for high quality and durability.

CONTACT US

You can contact us at the details given below for further information about our line of products and/or to place order. We are shipping worldwide.

Our Location

P-6297, street 6, Muhammad Khan Town, West Canal Road, Faisalabad, 38000
Punjab, Pakistan

Call or Whatsapp



+92 3007650714

+92 3018650700

+92 3007650700

+92 3008650700

Email Us

admin@medatechindustries.com

Checkout our website

www.medatechindustries.com